



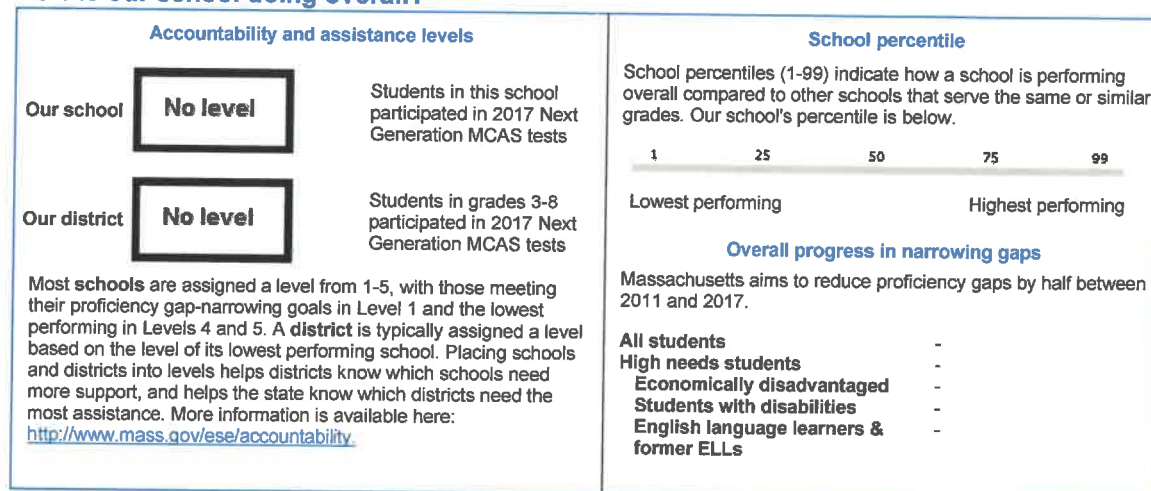
2017 Massachusetts School Report Card Overview HANSON MIDDLE SCHOOL (07800315)

Whitman-Hanson Public School District (07800000)
William Tranter, Principal
Grades Served: 06,07,08

111 Liberty Street, Hanson, MA 02341
Phone: 781.618.7575
Website: <http://www.whrsd.org/whm>

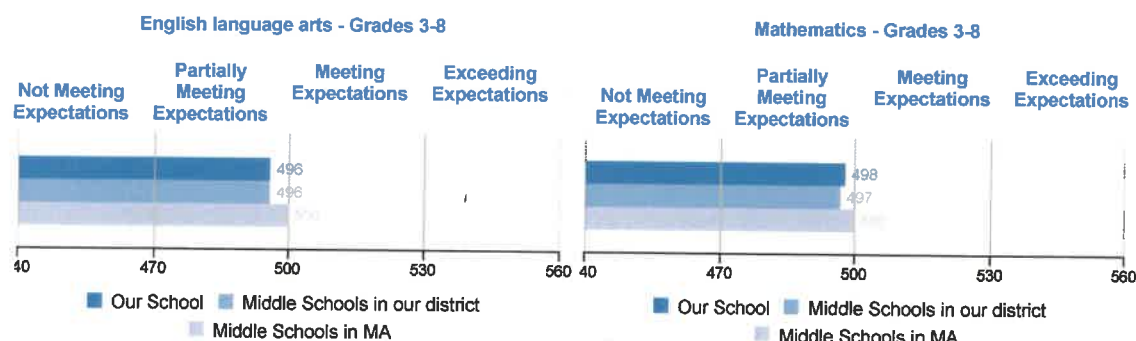
Report cards help parents/guardians and the general public see where schools and districts are succeeding and where there is still work to do. This report card overview answers important questions about our school's performance. For the full report card containing additional data contact the school's principal or visit the Massachusetts Department of Elementary and Secondary Education's website at <http://profiles.doe.mass.edu>. For more information about report card data, visit our [Profiles Help](#) page.

How is our school doing overall?



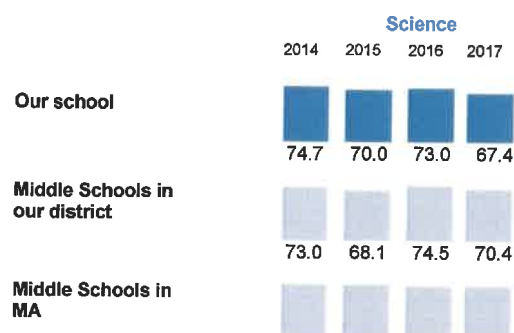
How does our school's achievement over time compare to the district and the state?

Next Generation MCAS (Average Scaled Score)



Legacy MCAS (CPI)


The Composite Performance Index (CPI) is a number from 1-100 that represents the extent to which all students are progressing toward proficiency in a given subject. When all students demonstrate proficiency on MCAS and/or PARCC tests, the CPI will be 100. Our school's CPIs for 2014-2017 are below.



74.7 74.8 73.4 72.7

How does our school's growth compare to the district and the state?

Transitional Student Growth Percentiles (SGPs) measure gains in student achievement from year to year. SGPs between 40 and 60 represent moderate growth. Our school's median SGPs for 2017 are below. (Note: Growth values are truncated.)



How does our school's enrollment compare to the district and the state?

Total enrollment

Our school	Our district	Our state
402	4,000	953,748

By high needs population

Economically disadvantaged students
Students with disabilities
English language learners

Our school	Middle Schools in our district	Middle Schools in MA
# %	# %	# %
67 16.7	180 18.0	46,310 26.9
70 17.4	150 15.0	30,164 17.5
1 0.2	8 0.8	10,274 6.0

How do our school's teachers and classrooms compare to the district and the state?

General information

	Our school	Middle Schools in our district	Middle Schools in MA
Teachers (#)	29.0	67.5	13,552.4
Core academic classes taught by highly qualified teachers (%)	100.0	100.0	96.7
Average class size (#)	20.1	22.7	19.1
Student : teacher ratio	13.7 to 1	14.8 to 1	12.6 to 1

How is our school doing on other important measures?

Attendance

	Our school	Middle Schools in our district	Middle Schools in MA
2017 Attendance rate (%)	95.5	94.9	95.3
2017 Average days absent per student (#)	7.9	9.0	8.2
2017 Chronic absenteeism rate (%)	8.6	11.5	10.8

Discipline

	Our school	Middle Schools in our district	Middle Schools in MA
2017 In-school suspension rate (%)	-	1.2	2.3
2017 Out-of-school suspension rate (%)	-	1.6	3.7

High school completion

	Our school	Our district	Our state
2015 5-year graduation rate (%)	-	95.0	89.4
2016 4-year graduation rate (%)	-	92.4	87.5
2016 annual dropout rate (%)	-	0.3	1.9
2015 graduates attending institutions of higher education* (%)	-	75.7	75.9
2017 12th graders taking 1+ Advanced Placement courses (%)	-	59.9	41.4
2017 Advanced Placement tests with scores of 3 or higher (%)	-	57.2	65.7
2017 SAT average score - Reading	-	549	552
2017 SAT average score - Writing	-	-	-
2017 SAT average score - Math	-	532	552
2016 MassCore** - Completing a rigorous course of study (%)	-	97.3	77.4

*Postsecondary enrollment data includes any student enrolling in an institution of higher education within 16 months of earning a high school diploma

**MassCore: 4 years of English & math, 3 years of history & lab-based science, 2 years of a foreign language, 1 year of arts & 5 additional "core" courses

What else should you know about our school?

Hanson Middle School is committed to providing a safe, respectful environment where all students will learn through a challenging, high quality education that fosters positive self-esteem, encourages individual achievement, responsibility, creativity, critical thinking, and effective communication skills that will produce responsible citizens and life-long learners.

Hanson Middle School students are the future of our communities. Middle schools provide environments that address diverse academic, social, cultural, and emotional needs. Students, faculty, and administration continually meet new educational challenges and work to enhance each student's self-esteem.

Students will be actively involved in their academic, personal, and ethical development. In addition, students will be encouraged to become responsible citizens of their community, country, and world. A climate of safety and security is essential to the teaching process. In order to maintain a safe and nurturing environment, all members of the school community will practice consideration for others, self-discipline, and self-respect.

To view our school's full report card, visit <http://profiles.doe.mass.edu>. For more information about report card data, visit our [Profiles Help](#) page.
Published by the Massachusetts Department of Elementary and Secondary Education